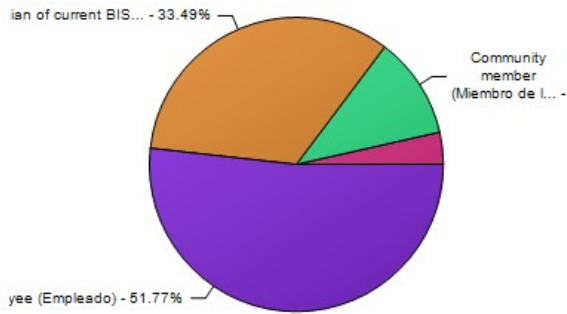


# Summary Report

All

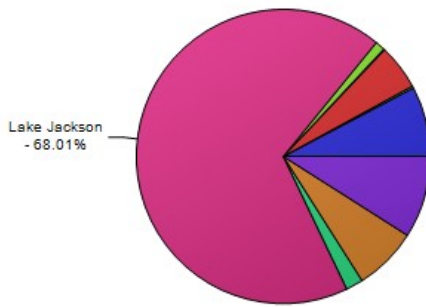
November 14, 2011 10:54 AM

What is your primary relationship with the Brazosport Independent School District? (¿Cuál es su relación principal con el Distrito Escolar Independiente Brazosport?)



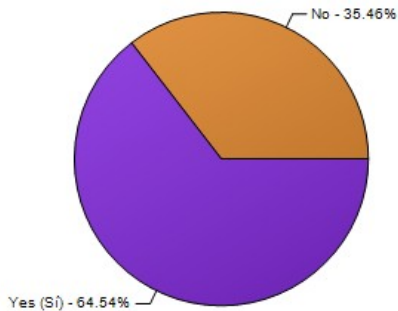
|   | Count      | Percentage  |
|---|------------|-------------|
| Employee (Empleado)   | 439        | 51.77%      |
| Parent/Guardian of current BISD student (Padre/Tutor de un estudiante actual del distrito BISD) | 284        | 33.49%      |
| Community member (Miembro de la comunidad)  | 95         | 11.2%       |
| Student (Estudiante)  | 30         | 3.54%       |
| <b>Total</b>  | <b>848</b> | <b>100%</b> |

What BISD city do you live in? (¿En qué ciudad del distrito BISD vive usted?)



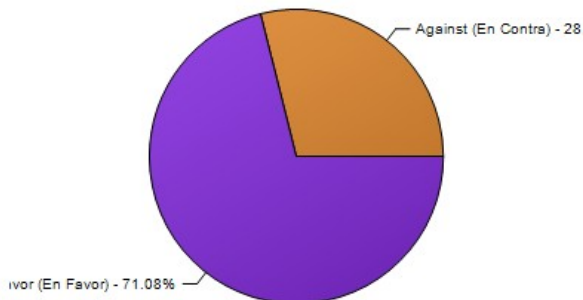
|                  | Count      | Percentage  |
|------------------|------------|-------------|
| Clute            | 76         | 9%          |
| Freeport         | 59         | 6.99%       |
| Jones Creek      | 16         | 1.9%        |
| Lake Jackson     | 574        | 68.01%      |
| Oyster Creek     | 9          | 1.07%       |
| Quintana         | 1          | 0.12%       |
| Richwood         | 42         | 4.98%       |
| Surfside         | 2          | 0.24%       |
| Outside District | 65         | 7.7%        |
| <b>Total</b>     | <b>844</b> | <b>100%</b> |

Did you vote in the last bond election? (¿Votó usted durante la última elección de bonos?)



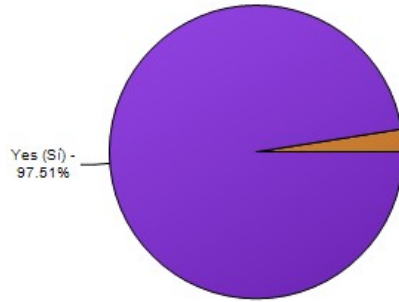
|              | Count      | Percentage  |
|--------------|------------|-------------|
| Yes (Sí)     | 535        | 64.54%      |
| No           | 294        | 35.46%      |
| <b>Total</b> | <b>829</b> | <b>100%</b> |

If yes, how did you vote in the last bond election? (Si sí, ¿Cómo votó en la última elección de bonos?)



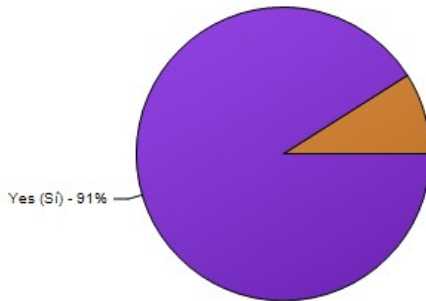
|                     | Count      | Percentage  |
|---------------------|------------|-------------|
| In Favor (En Favor) | 381        | 71.08%      |
| Against (En Contra) | 155        | 28.92%      |
| <b>Total</b>        | <b>536</b> | <b>100%</b> |

Are you aware that the state legislature reduced school funding this session? (¿Sabe usted que la legislación estatal redujo los fondos escolares en esta sesión?)



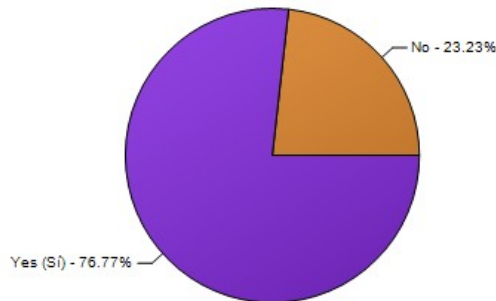
|              | Count      | Percentage  |
|--------------|------------|-------------|
| Yes (Sí)     | 823        | 97.51%      |
| No           | 21         | 2.49%       |
| <b>Total</b> | <b>844</b> | <b>100%</b> |

Are you aware that BISD had to reduce its budget by over \$7 million for the 2011-12 school year? (¿Sabe usted que BISD tuvo que reducir más de \$7 millones de su presupuesto para el año escolar 2011-2012?)



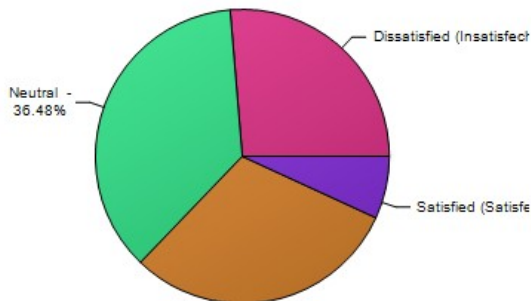
|              | Count      | Percentage  |
|--------------|------------|-------------|
| Yes (Sí)     | 768        | 91%         |
| No           | 76         | 9%          |
| <b>Total</b> | <b>844</b> | <b>100%</b> |

Are you aware that BISD will have to reduce its budget by an additional \$3.3 million for the 2012-13 school year? (¿Sabe usted que BISD tendrá que reducir \$3.3 millones adicionales de su presupuesto para el año escolar 2012-2013?)



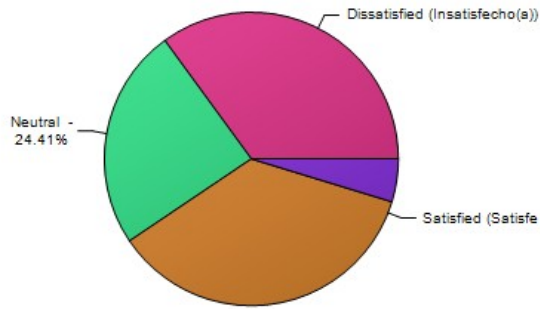
|              | Count      | Percentage  |
|--------------|------------|-------------|
| Yes (Sí)     | 651        | 76.77%      |
| No           | 197        | 23.23%      |
| <b>Total</b> | <b>848</b> | <b>100%</b> |

How satisfied are you with how BISD has: (¿Qué tan satisfecho está usted en como BISD ha):: Handled past bonds (Manejado bonos pasados)



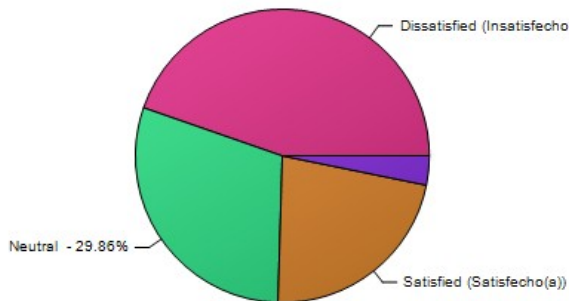
|                                    | Count      | Percentage  |
|------------------------------------|------------|-------------|
| Very Satisfied (Muy Satisfecho(a)) | 58         | 6.85%       |
| Satisfied (Satisfecho(a))          | 257        | 30.34%      |
| Neutral                            | 309        | 36.48%      |
| Dissatisfied (Insatisfecho(a))     | 223        | 26.33%      |
| <b>Total</b>                       | <b>847</b> | <b>100%</b> |

How satisfied are you with how BISD has: (¿Qué tan satisfecho está usted en como BISD ha):: Maintained facilities (Mantenido las facilidades)



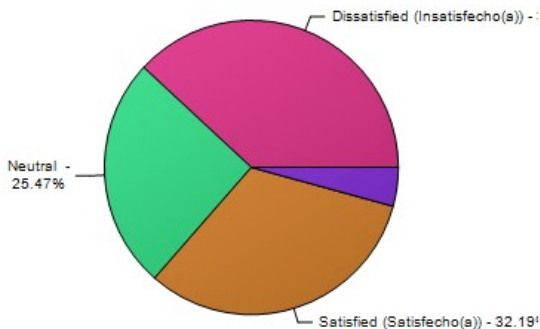
|                                    | Count      | Percentage  |
|------------------------------------|------------|-------------|
| Very Satisfied (Muy Satisfecho(a)) | 40         | 4.72%       |
| Satisfied (Satisfecho(a))          | 304        | 35.85%      |
| Neutral                            | 207        | 24.41%      |
| Dissatisfied (Insatisfecho(a))     | 297        | 35.02%      |
| <b>Total</b>                       | <b>848</b> | <b>100%</b> |

How satisfied are you with how BISD has: (¿Qué tan satisfecho está usted en como BISD ha):: Planned for the future (Planeado para el futuro)



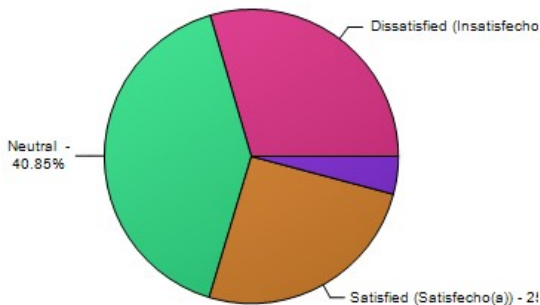
|                                    | Count      | Percentage  |
|------------------------------------|------------|-------------|
| Very Satisfied (Muy Satisfecho(a)) | 27         | 3.2%        |
| Satisfied (Satisfecho(a))          | 188        | 22.27%      |
| Neutral                            | 252        | 29.86%      |
| Dissatisfied (Insatisfecho(a))     | 377        | 44.67%      |
| <b>Total</b>                       | <b>844</b> | <b>100%</b> |

How satisfied are you with how BISD has: (¿Qué tan satisfecho está usted en como BISD ha):: Engaged students through technology (Involucrado a los estudiantes a través de la tecnología)



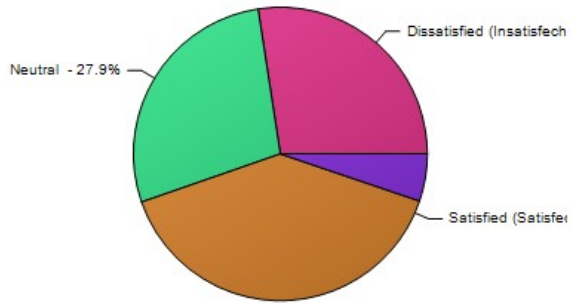
|                                    | Count      | Percentage  |
|------------------------------------|------------|-------------|
| Very Satisfied (Muy Satisfecho(a)) | 36         | 4.25%       |
| Satisfied (Satisfecho(a))          | 273        | 32.19%      |
| Neutral                            | 216        | 25.47%      |
| Dissatisfied (Insatisfecho(a))     | 323        | 38.09%      |
| <b>Total</b>                       | <b>848</b> | <b>100%</b> |

How satisfied are you with how BISD has: (¿Qué tan satisfecho está usted en como BISD ha):: Effectively communicated with stakeholders (Comunicarse efectivamente con los participantes)



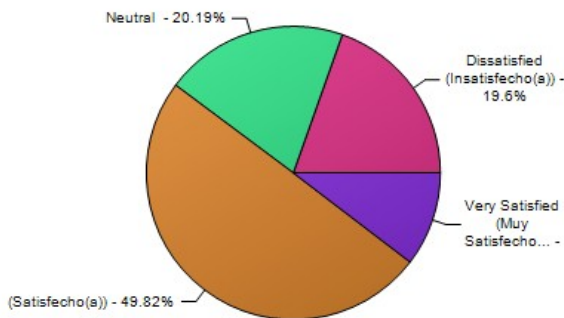
|                                    | Count      | Percentage  |
|------------------------------------|------------|-------------|
| Very Satisfied (Muy Satisfecho(a)) | 35         | 4.13%       |
| Satisfied (Satisfecho(a))          | 216        | 25.5%       |
| Neutral                            | 346        | 40.85%      |
| Dissatisfied (Insatisfecho(a))     | 250        | 29.52%      |
| <b>Total</b>                       | <b>847</b> | <b>100%</b> |

How satisfied are you with how BISD has: (¿Qué tan satisfecho está usted en como BISD ha):: Provided instructional resources for students (Proveído recursos didácticos para los estudiantes)



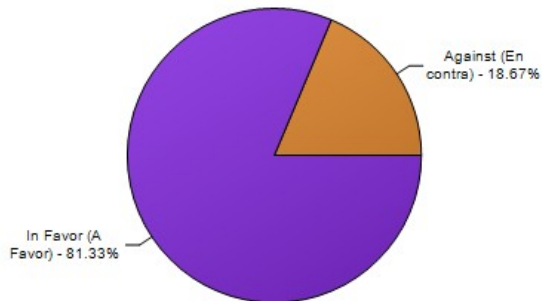
|                                    | Count      | Percentage  |
|------------------------------------|------------|-------------|
| Very Satisfied (Muy Satisfecho(a)) | 44         | 5.2%        |
| Satisfied (Satisfecho(a))          | 334        | 39.48%      |
| Neutral                            | 236        | 27.9%       |
| Dissatisfied (Insatisfecho(a))     | 232        | 27.42%      |
| <b>Total</b>                       | <b>846</b> | <b>100%</b> |

How satisfied are you with how BISD has: (¿Qué tan satisfecho está usted en como BISD ha):: Provided safe/secure facilities (Proveído instalaciones seguras)



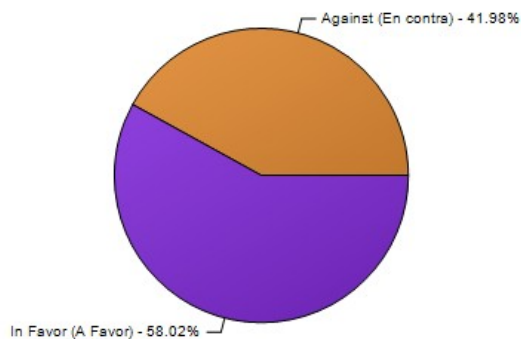
|                                    | Count      | Percentage  |
|------------------------------------|------------|-------------|
| Very Satisfied (Muy Satisfecho(a)) | 88         | 10.39%      |
| Satisfied (Satisfecho(a))          | 422        | 49.82%      |
| Neutral                            | 171        | 20.19%      |
| Dissatisfied (Insatisfecho(a))     | 166        | 19.6%       |
| <b>Total</b>                       | <b>847</b> | <b>100%</b> |

If there was a minimum tax increase, how would you vote in a bond election?(¿Cómo votaría usted si hubiese un aumento mínimo de impuestos?)



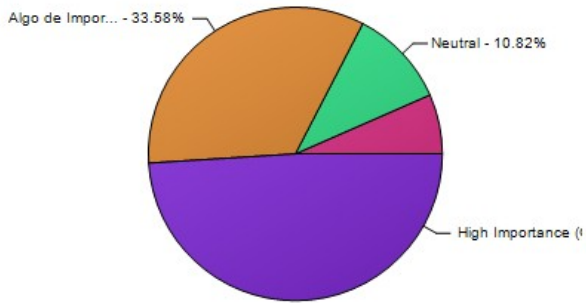
|                     | Count      | Percentage  |
|---------------------|------------|-------------|
| In Favor (A Favor)  | 649        | 81.33%      |
| Against (En contra) | 149        | 18.67%      |
| <b>Total</b>        | <b>798</b> | <b>100%</b> |

If there was a maximum tax increase, how would you vote in a bond election? (¿Cómo votaría usted si hubiese un aumento máximo de impuestos?)



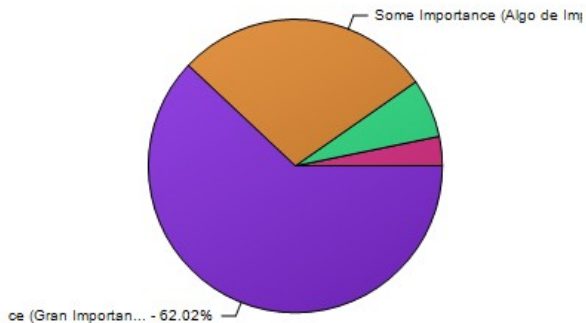
|                     | Count      | Percentage  |
|---------------------|------------|-------------|
| In Favor (A Favor)  | 463        | 58.02%      |
| Against (En contra) | 335        | 41.98%      |
| <b>Total</b>        | <b>798</b> | <b>100%</b> |

What importance should the district place on the following areas when determining bond items? (¿Qué importancia debe darle el distrito a las siguientes áreas en el momento de decidir los elementos de los bonos?): Campus safety and security such as secured entries, additional cameras, fencing, etc. (Seguridad en los planteles tales como entradas aseguradas, más cámaras, cercas, etc.)



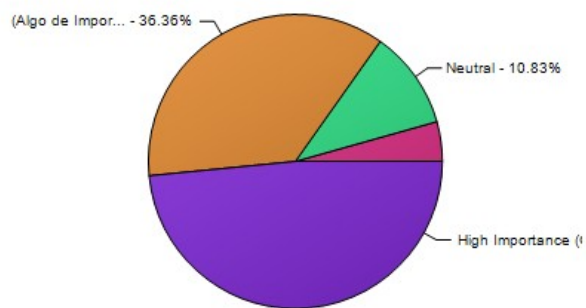
|                                       | Count      | Percentage  |
|---------------------------------------|------------|-------------|
| High Importance (Gran Importancia)    | 394        | 49%         |
| Some Importance (Algo de Importancia) | 270        | 33.58%      |
| Neutral                               | 87         | 10.82%      |
| Little Importance (Poca Importancia)  | 53         | 6.59%       |
| <b>Total</b>                          | <b>804</b> | <b>100%</b> |

What importance should the district place on the following areas when determining bond items? (¿Qué importancia debe darle el distrito a las siguientes áreas en el momento de decidir los elementos de los bonos?): Technology upgrades such as infrastructure, instructional devices, media upgrades, software, etc. (Actualizaciones de la tecnología como la infraestructura, dispositivos adicionales, actualización de los medios de comunicación, programas computacionales, etc.)



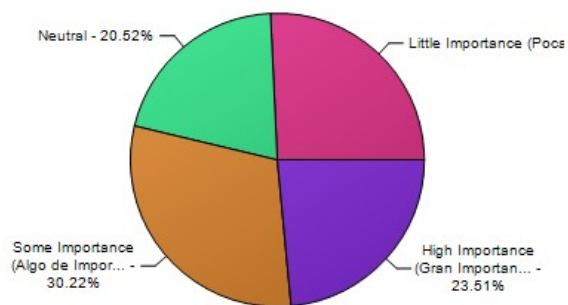
|                                       | Count      | Percentage  |
|---------------------------------------|------------|-------------|
| High Importance (Gran Importancia)    | 498        | 62.02%      |
| Some Importance (Algo de Importancia) | 227        | 28.27%      |
| Neutral                               | 52         | 6.48%       |
| Little Importance (Poca Importancia)  | 26         | 3.24%       |
| <b>Total</b>                          | <b>803</b> | <b>100%</b> |

What importance should the district place on the following areas when determining bond items? (¿Qué importancia debe darle el distrito a las siguientes áreas en el momento de decidir los elementos de los bonos?): Renovations to existing facilities such as flooring, painting, mechanical, roofs, etc. (Renovación de las instalaciones existentes tales como pisos, pintura, mecánica, techos, etc.)



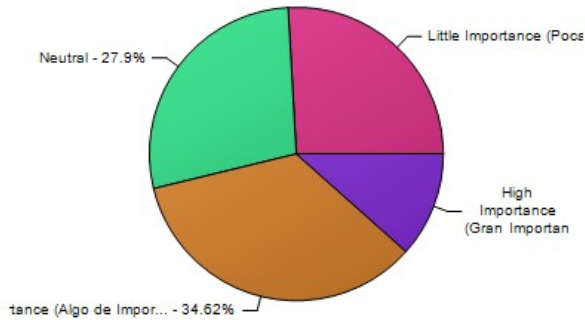
|                                       | Count      | Percentage  |
|---------------------------------------|------------|-------------|
| High Importance (Gran Importancia)    | 389        | 48.44%      |
| Some Importance (Algo de Importancia) | 292        | 36.36%      |
| Neutral                               | 87         | 10.83%      |
| Little Importance (Poca Importancia)  | 35         | 4.36%       |
| <b>Total</b>                          | <b>803</b> | <b>100%</b> |

What importance should the district place on the following areas when determining bond items? (¿Qué importancia debe darle el distrito a las siguientes áreas en el momento de decidir los elementos de los bonos?): Extracurricular program upgrades such as uniforms, equipment, etc. (Actualización del programa extracurricular tales como uniformes, equipo, etc.)



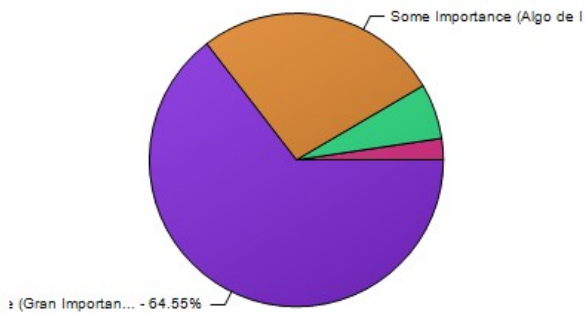
|                                       | Count      | Percentage  |
|---------------------------------------|------------|-------------|
| High Importance (Gran Importancia)    | 189        | 23.51%      |
| Some Importance (Algo de Importancia) | 243        | 30.22%      |
| Neutral                               | 165        | 20.52%      |
| Little Importance (Poca Importancia)  | 207        | 25.75%      |
| <b>Total</b>                          | <b>804</b> | <b>100%</b> |

What importance should the district place on the following areas when determining bond items? (¿Qué importancia debe darle el distrito a las siguientes áreas en el momento de decidir los elementos de los bonos?): Grounds and parking lot improvements such as signage, striping, walkways, etc. (Mejoras en los terrenos y estacionamientos tales como señalamientos, bandas, pasillos, pasarelas etc.)



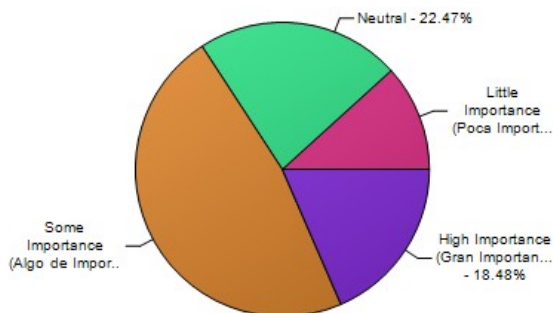
|                                       | Count      | Percentage  |
|---------------------------------------|------------|-------------|
| High Importance (Gran Importancia)    | 93         | 11.58%      |
| Some Importance (Algo de Importancia) | 278        | 34.62%      |
| Neutral                               | 224        | 27.9%       |
| Little Importance (Poca Importancia)  | 208        | 25.9%       |
| <b>Total</b>                          | <b>803</b> | <b>100%</b> |

What importance should the district place on the following areas when determining bond items? (¿Qué importancia debe darle el distrito a las siguientes áreas en el momento de decidir los elementos de los bonos?): Instructional resources for the classrooms such as science/math lab equipment, electronic textbooks and readers, etc. (Recursos didácticos para los salones de clase tales como equipo para los laboratorios de ciencias/matemáticas, libros y lectores electrónicos, etc.)



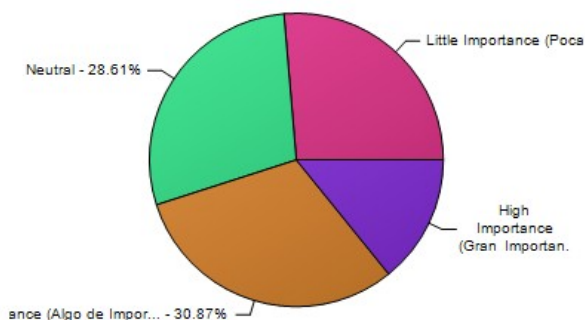
|                                       | Count      | Percentage  |
|---------------------------------------|------------|-------------|
| High Importance (Gran Importancia)    | 519        | 64.55%      |
| Some Importance (Algo de Importancia) | 217        | 26.99%      |
| Neutral                               | 49         | 6.09%       |
| Little Importance (Poca Importancia)  | 19         | 2.36%       |
| <b>Total</b>                          | <b>804</b> | <b>100%</b> |

What importance should the district place on the following areas when determining bond items? (¿Qué importancia debe darle el distrito a las siguientes áreas en el momento de decidir los elementos de los bonos?): Fixture and furniture replacements such as lighting, desks, cabinets, etc. (Reemplazo de la iluminación y muebles incluyendo luces, escritorios, gabinetes, etc.)



|                                       | Count      | Percentage  |
|---------------------------------------|------------|-------------|
| High Importance (Gran Importancia)    | 148        | 18.48%      |
| Some Importance (Algo de Importancia) | 379        | 47.32%      |
| Neutral                               | 180        | 22.47%      |
| Little Importance (Poca Importancia)  | 94         | 11.74%      |
| <b>Total</b>                          | <b>801</b> | <b>100%</b> |

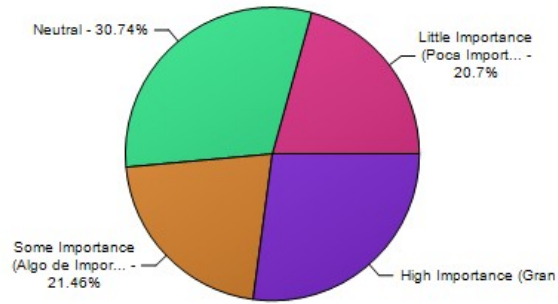
What importance should the district place on the following areas when determining bond items? (¿Qué importancia debe darle el distrito a las siguientes áreas en el momento de decidir los elementos de los bonos?): Communication upgrades such as intercoms, marquee replacements, etc. (Mejoras en los medios de comunicación tales como intercomunicadores, marquesinas, etc.)



|                                       | Count      | Percentage  |
|---------------------------------------|------------|-------------|
| High Importance (Gran Importancia)    | 113        | 14.18%      |
| Some Importance (Algo de Importancia) | 246        | 30.87%      |
| Neutral                               | 228        | 28.61%      |
| Little Importance (Poca Importancia)  | 210        | 26.35%      |
| <b>Total</b>                          | <b>797</b> | <b>100%</b> |

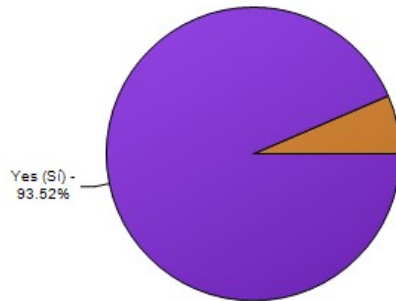


What importance should the district place on the following areas when determining bond items? (¿Qué importancia debe darle el distrito a las siguientes áreas en el momento de decidir los elementos de los bonos?): No tax increase (Ningún aumento de impuestos)



|                                       | Count      | Percentage  |
|---------------------------------------|------------|-------------|
| High Importance (Gran Importancia)    | 216        | 27.1%       |
| Some Importance (Algo de Importancia) | 171        | 21.46%      |
| Neutral                               | 245        | 30.74%      |
| Little Importance (Poca Importancia)  | 165        | 20.7%       |
| <b>Total</b>                          | <b>797</b> | <b>100%</b> |

If a bond election was held in May, would you participate by voting? (Si una elección de bonos se llevara a cabo en mayo; ¿participaría usted con su voto?)



|              | Count      | Percentage  |
|--------------|------------|-------------|
| Yes (Sí)     | 736        | 93.52%      |
| No           | 51         | 6.48%       |
| <b>Total</b> | <b>787</b> | <b>100%</b> |